



# CUSTOMER INFORMATION / QUESTIONNAIRE

1289 Fordham Blvd. Chapel Hill, NC 27514

919.244.2109 ccphoffer@gmail.com

CUSTOMER INFORMATION		
HOW SOON DO YOU PLAN ON STARTING THIS PROJECT?	TODAY'S DATE:	
NAME:	PHONE :	
EMAIL:		
ADDRESS:		
CITY:	ZIP CODE:	
	NEW CONSTRUCTION or RE-MODEL	SINGLE-FAMILY HOME or CONDO/TOWNHOME

ROOM TYPES	
PLEASE MARK WITH AN "X" THE TYPE OF ROOM(S) YOU ARE INTERESTED IN RECEIVING A QUOTE FOR:	
<input type="checkbox"/> MASTER CLOSET <input type="checkbox"/> BEDROOM CLOSET <input type="checkbox"/> KID'S CLOSET <input type="checkbox"/> COAT CLOSET <input type="checkbox"/> PANTRY <input type="checkbox"/> LAUNDRY ROOM <input type="checkbox"/> GARAGE CABINETS <input type="checkbox"/> MEDIA CABINETS <input type="checkbox"/> MUDROOM <input type="checkbox"/> OFFICE CABINETS <input type="checkbox"/> FITNESS ROOM CABINET( <input type="checkbox"/> STORAGE ROOM <input type="checkbox"/> OTHER _____	

BRIEFLY DESCRIBE ITEMS YOU ARE LOOKING FOR IN YOUR CLOSET / CABINET PROJECT:
(For example: "I am tired of wire shelving," " I need to be more organized," "I really want to dress up my room," etc.)


HOW DID YOU HEAR ABOUT US?

THANK YOU FOR PROVIDING INFORMATION ABOUT YOUR PROJECT!
<p>The next step in the process is to fill out our "MEASURE SHEET" which you should have received with this form.            Please fill out one measure sheet for each room you are interested in obtaining a quote for.            If you did not receive a measure sheet, please contact us.            **The turn around time for receiving a Quote and Drawings is about 2-3 business days**</p>

<b>SCAN &amp; EMAIL OR TEXT A PICTURE OF THIS SHEET TO:</b> <b>Mike Hoffer - ccphoffer@gmail.com - 919.614.1926</b>
--

OFFICE USE ONLY	
RECEIVED DATE:	COMMENTS:
RECEIVED BY:	
D/P BY:	LEVEL:




CUSTOMER INFORMATION		
<b>PROJECT NAME:</b> (ex. John Smith Home)		
<b>CLOSET NAME</b> (ex. Lisa Master Closet)		
<b>PHONE :</b>		<b>TODAY'S DATE:</b>
<b>EMAIL:</b>		



**CLOSET MEASURE SHEET**  
 1289 FORDHAM BLVD CHAPEL HILL, NC 27514  
 CCPHOFFER@GMAIL.COM 919.244.2109

\*\*\*\*\* **ONE SHEET PER ROOM** \*\*\*\*\*

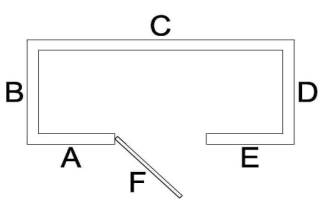
ROOM USAGE	
<b>WHO WILL BE USING THE ROOM?</b> MALE / FEMALE / BOTH	<b>LIST THE AMOUNT OR NUMBER OF FEET FOR EACH OF THE FOLLOWING ITEMS:</b> SHORT HANG HIS _____ SHORT HANG HERS _____ PAIRS OF SHOES _____ LONG HANG DRESSES _____ HOW MANY SHELF STACKS NEEDED _____ NUMBER OF DRAWERS NEEDED _____

HIDDEN STORAGE		
IF YOU ARE INTERESTED IN DOORS/ DRAWERS (HIDDEN STORAGE,) SELECT FROM ONE OF THE FOLLOWING PROFILES.		
		
FLAT PANEL	SHAKER	RAISED PANEL

CLOSET ACCESSORIES	
<b>CHECK EACH OF THE ITEM(S) YOU MAY BE INTERESTED IN:</b>	<input type="checkbox"/> VALET ROD <input type="checkbox"/> TIE RACK <input type="checkbox"/> BELT RACK <input type="checkbox"/> SCARF RACK <input type="checkbox"/> MIRROR <input type="checkbox"/> IRONING BOARD <input type="checkbox"/> LAUNDRY HAMPER <input type="checkbox"/> JEWELRY DRAWER <input type="checkbox"/> OTHER _____ <input type="checkbox"/> OTHER _____

THINGS TO CONSIDER	
Be sure to measure ALL walls, no matter how short. Please include the door trim in the measurement of your door. Be sure to also make note of light fixtures, light switches, electrical outlets, utility panels, security systems, thermostats and vents located in the room.	
<b>CEILING HEIGHT:</b> _____	<b>TYPE OF DOOR INTO ROOM:</b> SWING / SLIDING / POCKET
	<b>STUD WALL CONSTRUCTION:</b> WOOD / METAL / BLOCK

ROUGH MEASUREMENTS / INITIAL SKETCH																			
Measurements do not need to be exact. Our team will schedule field measurements prior to installation.																			
	<table border="1"> <thead> <tr> <th>REFERENCE</th> <th>DIMENSION</th> </tr> </thead> <tbody> <tr><td>A</td><td></td></tr> <tr><td>B</td><td></td></tr> <tr><td>C</td><td></td></tr> <tr><td>D</td><td></td></tr> <tr><td>E</td><td></td></tr> <tr><td>F</td><td></td></tr> <tr><td>G</td><td></td></tr> <tr><td>H</td><td></td></tr> </tbody> </table>	REFERENCE	DIMENSION	A		B		C		D		E		F		G		H	
REFERENCE	DIMENSION																		
A																			
B																			
C																			
D																			
E																			
F																			
G																			
H																			

EXAMPLE ROOM DRAWING																
<b>SPECIAL NOTES ABOUT YOUR CLOSET</b> (example: Access Panels on the wall. Any extra info helps)		<table border="1"> <thead> <tr> <th>REFERENCE</th> <th>DIMENSION</th> </tr> </thead> <tbody> <tr><td>A</td><td>28"</td></tr> <tr><td>B</td><td>48"</td></tr> <tr><td>C</td><td>96"</td></tr> <tr><td>D</td><td>48"</td></tr> <tr><td>E</td><td>28"</td></tr> <tr><td>F</td><td>40"</td></tr> </tbody> </table>	REFERENCE	DIMENSION	A	28"	B	48"	C	96"	D	48"	E	28"	F	40"
REFERENCE	DIMENSION															
A	28"															
B	48"															
C	96"															
D	48"															
E	28"															
F	40"															

**SCAN & EMAIL OR TEXT A PICTURE OF THIS SHEET TO:**  
 MIKE HOFFER CCPHOFFER@GMAIL.COM 919.614.1926