


CUSTOMER INFORMATION		
PROJECT NAME: (ex. John Smith Home)		
CLOSET NAME (ex. Lisa Master Closet)		
PHONE :		TODAY'S DATE:
EMAIL:		




CLOSET MEASURE SHEET
 1289 FORDHAM BLVD CHAPEL HILL, NC 27514
 CCPHOFFER@GMAIL.COM 919.244.2109


***** **ONE SHEET PER ROOM** *****

ROOM USAGE	
WHO WILL BE USING THE ROOM? MALE / FEMALE / BOTH	LIST THE AMOUNT OR NUMBER OF FEET FOR EACH OF THE FOLLOWING ITEMS:
	SHORT HANG HIS _____ SHORT HANG HERS _____ PAIRS OF SHOES _____ LONG HANG DRESSES _____ HOW MANY SHELF STACKS NEEDED _____ NUMBER OF DRAWERS NEEDED _____

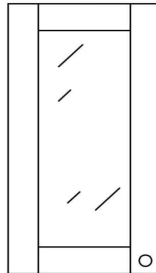
HIDDEN STORAGE
IF YOU ARE INTERESTED IN DOORS/ DRAWERS (HIDDEN STORAGE,) SELECT FROM ONE OF THE FOLLOWING PROFILES.




FLAT PANEL



SHAKER



SHAKER W/GLASS



RAISED PANEL

CLOSET ACCESSORIES	
CHECK EACH OF THE ITEM(S) YOU MAY BE INTERESTED IN:	<input type="checkbox"/> VALET ROD <input type="checkbox"/> TIE RACK <input type="checkbox"/> BELT RACK <input type="checkbox"/> SCARF RACK <input type="checkbox"/> MIRROR
	<input type="checkbox"/> IRONING BOARD <input type="checkbox"/> LAUNDRY HAMPER <input type="checkbox"/> JEWELRY DRAWER
	<input type="checkbox"/> OTHER _____ <input type="checkbox"/> OTHER _____

THINGS TO CONSIDER	
Be sure to measure ALL walls, no matter how short. Please include the door trim in the measurement of your door. Be sure to also make note of light fixtures, light switches, electrical outlets, utility panels, security systems, thermostats and vents located in the room.	
CEILING HEIGHT: _____	TYPE OF DOOR INTO ROOM: SWING / SLIDING / POCKET STUD WALL CONSTRUCTION: WOOD / METAL / BLOCK

ROUGH MEASUREMENTS / INITIAL SKETCH																			
Measurements do not need to be exact. Our team will schedule field measurements prior to installation.																			
	<table border="1"> <thead> <tr> <th>REFERENCE</th> <th>DIMENSION</th> </tr> </thead> <tbody> <tr><td>A</td><td></td></tr> <tr><td>B</td><td></td></tr> <tr><td>C</td><td></td></tr> <tr><td>D</td><td></td></tr> <tr><td>E</td><td></td></tr> <tr><td>F</td><td></td></tr> <tr><td>G</td><td></td></tr> <tr><td>H</td><td></td></tr> </tbody> </table>	REFERENCE	DIMENSION	A		B		C		D		E		F		G		H	
REFERENCE	DIMENSION																		
A																			
B																			
C																			
D																			
E																			
F																			
G																			
H																			

EXAMPLE ROOM DRAWING																
SPECIAL NOTES ABOUT YOUR CLOSET (example: Access Panels on the wall. Any extra info helps)		<table border="1"> <thead> <tr> <th>REFERENCE</th> <th>DIMENSION</th> </tr> </thead> <tbody> <tr><td>A</td><td>28"</td></tr> <tr><td>B</td><td>48"</td></tr> <tr><td>C</td><td>96"</td></tr> <tr><td>D</td><td>48"</td></tr> <tr><td>E</td><td>28"</td></tr> <tr><td>F</td><td>40"</td></tr> </tbody> </table>	REFERENCE	DIMENSION	A	28"	B	48"	C	96"	D	48"	E	28"	F	40"
		REFERENCE	DIMENSION													
		A	28"													
		B	48"													
		C	96"													
		D	48"													
		E	28"													
F	40"															

SCAN & EMAIL OR TEXT A PICTURE OF THIS SHEET TO:
 MIKE HOFFER CCPHOFFER@GMAIL.COM 919.614.1926